

四合一蒸汽地毯抽洗机

F-930S



● INSTRUCTION

This is our latest F-930S Steam Carpet Extractor. The four functions are shown above: Spurting, Rinsing, Steaming and Drying.

- Ametek triple stage motor is with strong suction. The powerful suction motor is able to vacuum large amount of sewage into recovery tank. Sewage recovery rate reaches 90%
- With high pressure water pump, the detergent be spurted to the bottom of the carpet to dissolved obstinate stain effectively.
- Equipped with high speed and detachable rolling brush, it could clean the dirt off the carpet efficiently.
- With new steam design, you can switch between high temperature steam mode and cold water mode at any time. There are two kinds of steam to choose, WET steam for cleaning, DRY steam for quick drying.

● PRINCIPLE

- To ensure correct use Steam Carpet Extraction cleaning machine, you are recommended reading this manual carefully.
- Check the power supply voltage with label whether it complies with the machine.
- Add correct amount of defoamer into recovery tank to protect suction motor.
- When full, turn off and discharged sewage completely. Clean up tanks after use.
- The roller brush needs to be cleaned regularly to avoid hair entanglement.
- If the steam work light stops flashing/beeping, it indicates that the device is in a water - shortage state. Immediately cut off the power supply and add sufficient clean water to prevent the heating device from dry - burning. The device can be put back into use after cooling for 15 minutes.
- The temperature is very high. Don't touch nozzle with hands to avoid scalding!
- It's necessary to ensure there is sufficient current passing through the machine, because it is a high - power electrical appliance. Don't connect the power supply to an extension cord to prevent short - circuits or electric shock accidents.
- It's recommended to conduct descaling either after every 10 times or on a monthly basis. The procedures are as follows: Add 100g of descaling powder/citric acid descaling agent and 5L of clean water to water tank, then activate the WET steam circulation for a 10min cleaning cycle. During this process, press down the body handle of the machine to tilt it, ensuring that the steam is fully ejected onto the ground. Failure to do so may lead to water ingress into the motor, dangerous!

● OPERATION INSTRUCTIONS

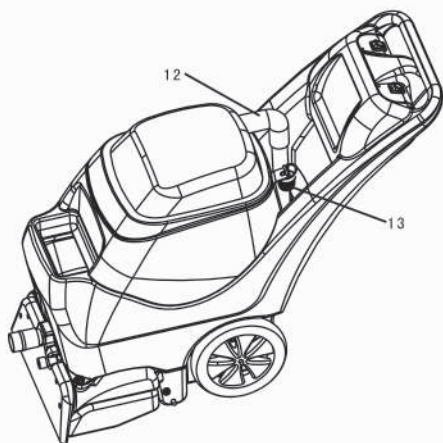
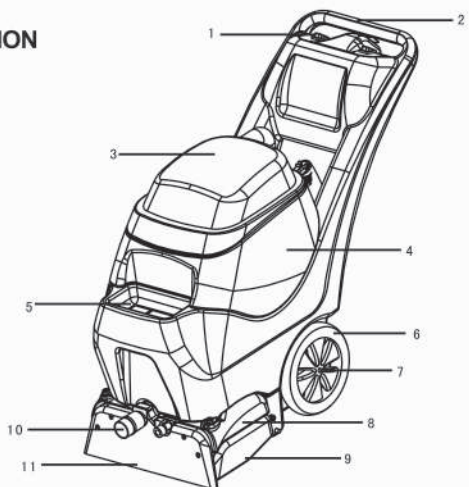
- Vacuum the carpet before the extraction cleaning process.
- Put low foam detergent and dilute the detergent with clear water at the ratio 1:20-40, which depend on the degree of dirt of the carpet into solution tank. Add proper amount of defamer into recovery tank.
- Before power on, push the machine in front of the dirty place of carpet, turn on the vacuum, brush, spraying and steam motor by pushing the individual button separately. By the way, press momentary button 「EXT」 for spraying cold water while pulling machine.
- Detergent is spraying onto the carpet, pull the machine backward and the dirty water will suck back to the machine. If necessary, repeat the above process again by select spray or not spray cleaning function.
- There are two kinds of steam to choose, WET steam for cleaning, DRY steam for quick drying after wash.
- When the carpet only requires routine maintenance, you can complete the job in one step. All you need to do is turn on the three switches for water suction, roller brush, and wet steam simultaneously.
- When the carpet is dirty and requires deep cleaning, firstly turn on the water suction, roller brush, and cold water switches simultaneously. Secondly turn off the cold water switch and turn on the DRY steam, which means firstly washing and secondly drying.
- When recovery tank is full, switch off the power and drain out the sewage.

● TECHNICAL DATA

Model:F-930S
Solution tank:40L
Cable length:15M
Vacuum motor:1200W
Suction:27KPA
Work width:47CM
Net weight:43KG

Voltage:220V 50-60HZ
Recovery tank:30L
Brush motor:150W
Spray motor:135W
Steam motor:2600W
Brush speed:1500RPM/min
Dimension:117*52*102CM

● DIRECTION



1. ON/OFF SWITCH
2. HANDLE
3. VISIBLE COVER
4. RECOVERY TANK
5. SOLUTION TANK
6. 10" WHEEL
7. WHEEL AXIAL
8. ASSEMBLY PLATE
9. ROTATING BRUSH
10. EXTERIOR FLEXIBLE HOSE SOCKET
11. WATER SCRAPER
12. RECOVERY HOSE
13. RECOVERY TANK OUTLET



● SERVICE

- We, offer our original owner free technical training & instruction to ensure the machine keeps working in good condition . Meanwhile the most effective way of cleaning & maintenance will be fulfilled.
- We offer 1 year guarantee for the machine sold out, which subject to the normal use of the machine, all-life time maintenance.
- As we are professional Cleaning & Maintenance Supplier. We have fully supplied spaceports and our engineers are ready to solve any problems in time.

● 服务规范

1. 本公司在机械到位时，免费对客户进行全面技术培训，并知道用户在机械的最佳状态下使用，和用最有效的方法去清洁与保养。
2. 机械售出后，本公司对机械设备免费保修一年。一年保修不包括因使用不当，疏忽或缺乏保养而引起的损坏，一年以后终身保养。
3. 本公司是专业清洁用品公司，拥有专业维修人员和充足零配件，可随时为客户解决各种问题，消除后顾之忧。

● 功能介绍

- 一体式机身，喷刷吸蒸四合一功能，操作易上手，机过无痕，高效方便。
- 配备三层吸水马达，污水回收率达90%，吸力强劲。
- 配备高压水泵，可将洗涤剂喷射到地毯底部，有效溶解顽固污渍。
- 一键可拆卸式滚刷，能高效清除地毯上的污垢，并梳理绒毛。
- 独家一体蒸汽式设计，可随时在高温蒸汽与冷水喷抽模式间切换。有两种蒸汽可供选择，湿蒸汽用于清洁，干蒸汽用于快速烘干。
- 主机复合型设计，可选购外接扒头，灵活应用不同场景，清洗角落不费劲。

● 注意事项

- 在使用本机前，请仔细阅读说明书，以保证能够正确使用本机器，如有疑问，可联系当地供应商。
- 在接通电源前，请检查电源电压是否与机器相符。
- 工作前，请预先在污水箱内添加适量的消泡剂(可参照消泡剂的使用说明)。
- 当污水箱水满时，吸水电机将无吸力，这时须要将污水排放后才能继续工作。
- 当工作完毕后，请将污水箱用清水清洗干净，避免留有残污，导致箱内发臭。
- 下压机身手柄使其倾斜，将滚刷上毛发清理干净避免缠绕。
- 如果蒸汽工作灯停止闪烁/蜂鸣，代表其处于缺水状态，应立即断电并添加足量清水避免发热装置干烧。冷却15分钟后方可重新投入使用
- 蒸汽温度极高，切忌用手去触摸喷嘴，以防烫伤！
- 必须保证所使用的电源插座电流够过（足够电压），本机属于大功率电器，不可以将电源加在拖线板上，以防止短路或发生触电意外。
- 建议每使用10次蒸汽清洗后，或者定期每月就进行一次除垢，步骤如下：
除垢剂/草酸添加到黑色清水箱内→打开湿蒸汽循环清洗10分钟。此时机器需要下压令蒸汽充分喷出在地上，否则会引起故障。

● 使用方法

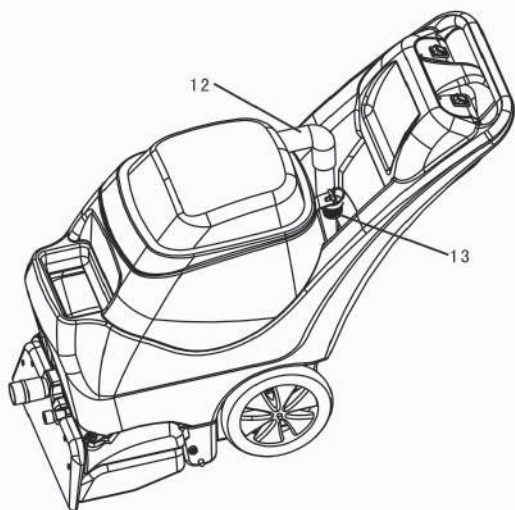
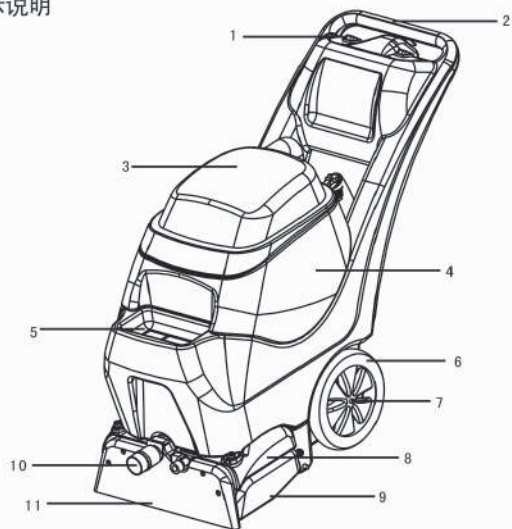
- 在抽洗流程前先对地毯吸尘。
- 将中性的低泡清洗剂按1:20 - 40的比例（视地毯脏污程度而定）与清水稀释放入清水箱并在污水箱中加入30ML消泡剂。
- 通电前，将机器推到地毯最前端，同时开启吸水、滚刷、喷水和蒸汽按钮。在拉动机器时按下点动按钮「EXT」来喷冷水。
- 洗涤剂喷到地毯上后，向后拉动机器，滚刷刷洗将深层污垢带到表面并同步被回收到污水箱。
- 蒸汽有两种模式：湿蒸汽用于清洗，干蒸汽用于快速干燥。
- 当地毯仅需日常保养时，只需同时打开吸水、滚刷和湿蒸汽这三个开关即可。
- 当地毯脏污需要深度清洁时，首先同时打开吸水、滚刷和冷水开关；第二步，关闭冷水开关，打开干蒸汽，其余不变。重复以上步骤，先清洗后干燥。
- 当污水箱满时，关闭电源并排掉污水。建议使用后需冲洗水箱避免发臭。

● 参数

型号: F-930S
清水箱: 40L
电线长度: 15M
吸水电机: 1200W
吸力: 27KPA
工作宽度: 47CM
净重: 43KG

电压: 220V 50-60HZ
污水箱: 30L
滚刷电机: 150W
喷水电机: 135W
发热电机: 2600W
滚刷转速: 1500RPM/min
尺寸: 117*52*102CM

● 标示说明



- | | |
|----------|----------|
| 1. 电源开关 | 2. 操作把手 |
| 3. 污水箱盖 | 4. 污水箱 |
| 5. 清水箱 | 6. 10"轮" |
| 7. 轮轴 | 8. 底座 |
| 9. 滚刷座 | 10. 外接口盖 |
| 11. 吸水扒 | 12. 进污水管 |
| 13. 排污水管 | |

系列产品保养卡

○ USER NAME:
用户姓名: _____

○ ADDRESS:
通讯地址: _____

○ TELEPHONE NO:
联系电话: _____

○ PURCHASE DATE:
购买日期: _____

○ PRODUCE DATE:
生产日期: _____

○ DATE OFFACTORY:
出厂日期: _____

○ SERLAL NO:
机身编号: _____

○ SPARE PART:
更换配件: _____

○ MOTOR NO:
电机编号: _____

○ ITEM NO:
产品编号: _____

○ ITEM SPECIAL NO:
产品识别码: _____

TROUBLE DESCRIPTION.
附件故障描述:

SIGNATURE OF DEALER
分销商（公章）

- 1、 This document will only be confirmed under the signature of the dealer .
 - 2、 This document have two copies each one would be kept by the customer and the dealer.
- 1、 本保养卡必须加盖代理分销商公章方有效。
 - 2、 本保养卡一式两份，客户及代理分销商各存一份。

● 四合一蒸汽地毯抽洗机

F-930S